

# SMART METER 2.0

The latest-generation  
electronic meter  
for more efficiently  
managing your energy  
consumption

EN 50470-1  
EN 50470-2  
-40°C + 85°C  
Max=1000 imp/kWh @ 0.2  
EN 62052-11  
EN 62052-21  
CE  0122 T10806

GHMS 2017 DM.412  
230V ~ 50Hz  
0.2-5(96)A  
COD. 170 485 IAL  
N. 02 418 275



Max=1000 imp/kWh @ 0.2  
EN 50470-1  
EN 50470-2  
-40°C + 85°C  
Max=1000 imp/kWh @ 0.2  
EN 62052-11  
EN 62052-21  
CE  0122 T10806

single-phase meter  
**INSTRUCTION  
MANUAL**



**unareti**



GEMIS 2019 OM.411  
230V ~ 50Hz  
0,1-5(60)A  
COD. 19E 4E5 LA2  
N. 14 721 202



Ik=1000 Imp/kWh Cl.2  
EN 50470-1  
EN 50470-2

 -25°C + 55°C

Ik=1000 Imp/kvarh Cl.2  
EN 62052-11  
EN 62052-23

CE M19 0122 T10826



unareti



The new electronic meter makes it possible to **check the consumption of your home at any** time and know how much power your electronic equipment is absorbing.

## HOW DOES MY NEW METER WORK?

### 1 DISPLAY

**Information** about the electricity supply can be seen on the display at the centre of the meter.

### 2 CONSUMPTION INDICATORS

These are the **2 LEDs on the left of the display**, which flash when electricity is being consumed.

The frequency of the flashing increases as consumption rises.

### 3 **BUTTON**

The display's **contents can be controlled** by pressing the button:

- with **single quick presses**, the various messages provided are displayed;
- **by pressing the button for longer**, the explanation of the symbols regarding the meter's functions is displayed;
- **if the button is not pressed** for 15 seconds consecutively, the display returns to its initial state.

### 4 **DEVICE FOR CONTROLLING THE ELECTRICITY SUPPLY OR SWITCH**

This **switch** does not replace the safety devices laid down by the current regulations and the isolation, protection and manoeuvre devices laid down by the technical regulations (CEI 64-8).

# WHAT APPEARS ON THE DISPLAY?

By pressing the display's right button in sequence, the following **information** is displayed.

IT0123E00021122

## **POD NUMBER**

is the alphanumeric code that **identifies the supply**.

Fascia in uso F3

## **TIME BAND IN USE**

indicates the **time band** that is **applied** at the time of reading the display (F1, F2, F3).

Pot.Istant=003,1

## INSTANTANEOUS POWER

shows the **kW absorbed** at the time of reading.

LETTURA-POTENZA

## READING THE CONSUMPTION AND THE POWER

**POWER-READING** indicates the start of a sequence of information on consumption and the absorbed power.

**CURRENT PERIOD** corresponds to the data recorded up to the time the display is read.

**PREVIOUS PERIOD** corresponds to the data recorded regarding the previous billing period.

Pot.Dispon.=3,3

## AVAILABLE POWER

the **power in kW** defined by the stipulated contract.

Data 01/01/2020

Ora 16:03:04


## DATE AND TIME

the date and time when the meter is read.

800 933 301

## NUMBER FOR REPORTING FAULTS



**Unareti's Emergency Number** for reporting faults or anomalies of the electricity network and hazardous situations regarding electrical installations.



The electronic meter continuously measures the **power absorbed by the customer's system** and compares it with the **available power**.

## WHAT HAPPENS IF I EXCEED THE AVAILABLE POWER?

If the **available power is exceeded**, the meter automatically **checks** at set intervals (2, 92 and 182 minutes) and displays the following information:

-  **REDUCE LOAD POWER EXCEEDED BY MORE THAN XX%** after 2 minutes from the start of the verification procedure.
-  **DISCONNECTION RISK POWER EXCEEDED BY MORE THAN XX%** after 92 minutes from the start of the verification procedure.





## **ENFORCED DISCONNECTION POWER EXCEEDED BY MORE THAN XX%**

disconnection due to exceeding the available power takes place in the following cases:

- if the **absorbed power**, measured during a period of time of 2 minutes, was **more than 27% of the available power**;
- if the **absorbed power**, measured during a period of time of 182 minutes, **is between the available power and the available power plus 27%**.

If the switch is tripped, the values for instantaneous power and maximum power (in the current billing period) read on the display are not necessarily those that caused the interruption of the supply. After disconnection, the message remains visible on the display until the reactivation of the supply and for a short period after consumption resumes, then the message

DISCONNECTION RISK POWER EXCEEDED  
FOR MORE THAN XX% reappears.

After 90 minutes, if the absorbed power is between the available power and the available power plus 27%, the switch will be tripped once again. If the absorbed power is less than the available power, on the other hand, the message is no longer displayed and the meter carries out the checks as indicated above.



For more information

**unareti.it**



To report faults or anomalies in the  
electricity network and hazardous  
situations regarding electrical installations

**800 933 301**

# Certifications

---

The CE marking and the supplementary metrology marking (indicated by the letter capital M and the last two numbers of the year the marking was affixed, inscribed in a rectangle) confirm the meter's compliance with the European Community Directive (MID).

Certification of the meters, in compliance with the MID directive, was carried out by a notified body, accredited at the European level in compliance with the relevant EU regulations: CEI EN 50470-1 CEI EN 50470-3.

# Declaration of Conformity

---

The manufacturer, E-distribution S.p.A., declares that the type of radio equipment - single - phasse GEMIS meter - complies with the directive 2014/53/EU.

The complete text of the EU declaration of conformity is available at the following internet address: <https://www.e-distribuzione.it/it-IT/Pagine/Contatore-La-Qualita.aspx>

The radio module is for the exclusive use of Unareti S.p.A., which uses it in addition to or as a replacement for the main transmission module.

The meter's certified software version can be found directly within the information on the meter's display.

The meter's new generation radio module operates in the 169.400 MHz – 169.475 MHz band with a transmission power of less than 0.5 W, in compliance with what is laid down by the Decree of 2 October 2007 of the Ministry of Communications (Official Gazette no. 235 of 9.10.2007).